

# PURDUE

U N I V E R S I T Y

PURDUE UNIVERSITY COOPERATIVE EXTENSION SERVICE

*Elkhart County*

Elkhart County 4-H Fairgrounds

17746-E County Road 34

Goshen, IN 46528-6898

*Cooperating with U.S. Department of Agriculture*

NON-PROFIT ORG.  
U.S. POSTAGE  
PAID  
PERMIT NO. 42  
GOSHEN, INDIANA  
46526



# Broadcaster

*“Helping Each Other Grow!”*

Michiana Master Gardeners Association

May 2011

## *Features This Issue!*

*Page*

From the President’s Desk—Marilyn Horvath	1-2
Day Minder - Meeting Dates	3-4
Bees are a Treasure to Us All by Jeff Burbrink	5-6
Master Gardener Achievements: Promotions 2011	7-8
New Gold Master Gardeners– Jerry and Heidi	9-10
Splinters from the Board by Linda Harkleroad	11-12
Membership Meeting Minutes (April) by Linda Harkleroad	13-14
Tree Sale 2011 Photos by Barb Heeter	15-17
Tree Sale Committee by Barb Heeter	18
Program and Refreshment Committee by Barb Heeter	19
Organic Fertilizer “Recipe” by Ted Ellis	20
Member Spotlight Carol Novy by Mary Davis	21
Tool Tip and Fernwood Spotlight by Mary Davis	22
Inside the Extension Office by Kate Rink	23-24
Quilt Gardens for 2011 by Mary Davis	25-30
Quilt Gardens Master Gardener Guidebook by Vickie Estep	31-35
Recipes from our Master Gardeners by Sherrie Zou	36
Garden Tour Ticket Distribution Centers/Linton Workshops	37
In Memory of Larry Drudge, Gold MG by Jeff Burbrink	38

## LETTER FROM THE PRESIDENT’S DESK

**Dear Master Gardener Friends,**

**I have discovered that often what I am thinking or feeling is what others are experiencing also. I will share some thoughts of what**

it is about Master Gardeners (both people & organization) that is so attractive to me.

First, gardening is a healthy, rewarding form of exercise and mental satisfaction. We feel so good with the physical part & so happy to be out experiencing the sun's warmth, & smelling the moist earth. Even the hot summer sun can feel good soaking into old muscles & bones. Next, it takes me back to my roots helping my Dad with his perfectly straight rows planting seeds and lining us all up to plant a living fence row of multiflora rose - which later turned out to be very invasive!

Then the learning part - I have learned so much beyond the Purdue classes from our programs and ya'all (as my N Carolina sister would say!). That is satisfying but the most satisfying is the sharing of knowledge with others, whether it is helping with programs or just informal conversation.

Also, there is something to look forward to, whether it is our upcoming meetings, events or connected with the seasons, the expectations of that bare root coming to life, or the accolades from the presentation just made. Having goals & plans help our mental health, give us purpose & keep us positive & upbeat.


But at the very top is the camaraderie! What more wonderful way could there be to share & experience & learn than with all you folks who have similar interests. I am humbled but very proud to be part of such a positive & enthusiastic work-oriented, learned group.

This year we have already met some challenges & had some real successes as an organization. There is more to come, the Garden Tour & all it entails, our representation at the Elkhart County Fair, all the individual workshops & programs & volunteering you do! Volunteering is our heart & helps everybody.

Here is an anonymous thought for when schedules get crazy & you think maybe you can't do it:

"If things get tough, just remember that every flower that ever bloomed had to go through a whole lot of dirt to get there!"

In Friendship,  
Marilyn Horvath





*Day Minder . . .  
Watch Us Grow*



*May 2011*

16	Mon.	Board Meeting—Fairgrounds History Room (not usual location) Lunch at 12 PM	12:30 PM
19	Thurs.	Extension Office Quilt Garden Planting Date—Rain Date Tuesday, May 24th	9:00 AM
28	Sat.	Garden Tour Ticket Books Available for Sale	ALL DAY
31	Tues.	Member Meeting—Angie Smith from Elkhart County Feral Cat Coalition	7:00 PM

*June 2011*

13	Mon.	Garden Tour Committee Meeting—location Ext. Office Conference Room	7:00 PM
20	Mon.	Board Meeting—Extension Office Conference Room Lunch at 12 PM	12:30 PM
28	Tues.	Member Meeting—Dennis Carrell, Parks Department	7:00 PM

## *Upcoming Meeting Dates*

**April 1st to October 1st** - Master Gardener Hotline call 533-0554

**July 9th** - 2011 GARDEN TOUR, 10 AM to 5 PM.

**Location: Northwestern Elkhart County:**

**Hospitality Center: Winding Waters Brethren Church**

**July 18th** - Board Meeting 4:00 Board Meeting Ag Hall

**July 18th** - Member Meeting **6:00 PM FAIR SETUP AND PIZZA PARTY** Ag Hall

**July 22nd to July 30th** - ELKHART COUNTY 4-H FAIR

**August 8th** - Garden Tour Committee Meeting

**August 15th** - Board Meeting

**August 18th** - Ornamental Grasses Middlebury Library

**August 30th** - Member Meeting—**6:30 PM** Garden Tour  
Appreciation Dinner

**September 12th** - Garden Tour Committee Meeting

**September 19th** - Board Meeting

**September 27th** - Member Meeting—7 PM, Aaron Kingsley,  
Forester, City of Goshen

**October 10th** - Garden Tour Committee Meeting

**October 17th** - Board Meeting

**October 25th** - Member Meeting—Sarah Heeter, Parks of Chicago

**November 7th** - Garden Tour Committee Meeting

**November 14th** - Board Meeting

**November 29th** - Member Meeting—6:30 PM **Thanks-for-Giving**  
Carry In and Board Member Elections

**DECEMBER—HAPPY HOLIDAYS, NO MEETINGS**

*Please email articles for next month's Broadcaster to Sherrie Zou by June 6th. You may also mail them to Linda Kimple in the extension office or to Sherrie at the address in the directory. Thank you!*

**News Release for Week of April 25th, 2011**  
**By Jeff Burbrink**  
**Purdue Extension Educator Elkhart County**

**BEES ARE A TREASURE TO US ALL**

Very quietly over the past few decades, bee population has been shrinking all over the world. Documented cases are found across the US and Europe, as well as South America, India and Asia. Various types of mites, diseases, pesticides and other disorders have been blamed, but the recent phenomena labeled Colony Collapse Disorder (CCD) have accelerated the trend. Both domesticated and wild bees are victims of CCD.

The USDA and several groups around the world are studying this problem with a great deal of passion. Bees are a quiet, almost invisible work force that pollinate approximately one-third of the food crops we consume.

What would happen if bees were to entirely disappear? We may need to look at a region in China known as Sichuan, known for 3,000 years as one of the best areas in the world to grow pears. The bee population was wiped out in the 1980s by a combination of disease, mites, and overzealous use of pesticides. One of the first changes that occurred was that wild plants which rely on bees for pollination quickly disappeared, often giving away to less desirable species. Other animals and insects that depended on those plants were severely affected. The whole ecosystem has been altered.

Cultivated perennial species such as pears and apples grew but did not produce much fruit. Sichuan's pear growers have now developed a complicated system in which they harvest the pollen, mix it into a medium to keep it alive and

easy to handle, and then hand pollinate each Page 6  
flower with a stick adorned with chicken feath-  
ers. The pollination process employs thousands of vil-  
lagers, hand pollinating billions of flowers, a task that  
was once accomplished efficiently and at no cost by  
bees, and which generating marketable products like  
honey and wax in the process.

Keep bees in mind this spring and summer as you tend to  
your gardens, fields and fruit trees. Blooming plants should  
not be sprayed with insecticides if at all possible. If you see  
a swarm of bees hanging in a tree or bush, do not panic.  
Swarming bees are highly unlikely to sting while they are  
swarming. Give their scouts time to find a new home or call  
in a bee keeper to remove them safely.

Also note that many people mistakenly blame bees for  
problems caused by look-alike species such as yellow  
jackets. Honey bees rarely settle in the walls of homes  
or nest in the ground like yellow jackets. When in  
doubt, you can bring a sample of the insect to the Purdue  
Extension Office for a positive identification. We are lo-  
cated in the Fairgrounds on County Road 34 on the east  
side of Goshen.

**Purdue University, Indiana Counties and the US Department  
of Agriculture Cooperating.**

**An Equal Opportunity/Affirmative Action Institution**



***Purdue Extension***

***Knowledge to Go***

***1-888-EXT-INFO***

**MASTER GARDENER**

Right: New Gold  
Master  
Gardeners Heidi  
Zavatsky and  
Jerry Miller



Left: New Sil-  
ver Master  
Gardeners Ju-  
dy Marquart  
and Linda  
Harkleroad  
(Not Pictured:  
Rita Lyzen)



Right: Bronze  
Master Gardener  
Sherrie Zou



**ACHIEVEMENTS 2011**



New Bronze Master Gardeners: Back Row: Carol Novy, Barb Heeter, Joyce Miller, Carol Swartzendruber, Jean Rhombke  
Front Row: Leah Lichtenberger, Penny Stroup, J.A. Whitmer



New Advanced Master Gardeners: Barb Heeter, Leah Lichtenberger, Len Harms, Laura Stevens, Kent Yoder, Gaye Yoder, Not Pictured: Laurette DeToro, Shirley Hively, Brad Lantzer, Tammy O'Rourke, Kari Steffen, Tandy Stutsman

## PROFILES OF OUR NEW

Jerry Martin lives in Wakarusa with his wife, Helen, and both are retirees. Jerry was a member of the 2006 class, his Master Gardener class memory was meeting fellow gardeners...this is also the best part of his volunteering experience. The new friendships formed while working on the various projects of Master Gardeners.

Jerry's biggest gardening achievement is growing vegetables in the "root zone" of his neighbor's trees.

He is the county coordinator of the weather monitoring organization known as CoCoRaHS. When he's not monitoring the weather, you may find him working with his favorite plants which are roses and heirloom sweet potatoes. Jerry's biggest influence in gardening is his lovely wife, Helen.

Jerry says he has enjoyed being an active member of MMGA. He appreciates having the opportunity to serve as Board Member, Past President 2010, and currently Interim Treasurer. Thank you, Jerry, for your time, effort, and support of our organization.



## GOLD MASTER GARDENERS

Recipient Heidi Zavatski lives in Elkhart with four parrots and a cat. She is mom to Jeff who lives in Middlebury and Jennie who resides in Portland Oregon.



She has either chaired or worked on every MG committee/event with the exception of editor of the Broadcaster and working on the spring Celebration, of these committees she is most proud and rightly so to have been on the first committee in getting the Master Gardeners involved with tree sale and with Nancy Brown of Soil & Water Conservation. Chairing the Garden Tour in 2004 and working on the State Conference in 2009 have given her the lion's share of her volunteer house. She also has been a board member for six years.

Heidi shares that her biggest gardening achievements are living in her home for 39 years and watching the soil and landscape change because of continuous mulching. I bet her landscape includes lilies, hydrangeas, dahlias, and peonies, since those are her favorite plants. Her home has a beautiful pond which her son helped her install. However, not everything has bode well because her biggest garden disaster was when she tried to grow plants from seeds under a light and watched them all tump off and die. Her love of gardening was influenced by her Grandmother and her Mother.

Thank you Heidi for dedication to the Michiana Master Gardener Association, you have made this organization a better one! Carpe Diem...seize the day!!

*Splinters from the Board -- April 19, 2011*

President Marilyn Horvath called the meeting to order with all members and educator Jeff Burbrink present.

A moment of silence was observed in memory of long time treasurer Larry Drudge.

Treasurer pro-tem Jerry Martin presented the financial report. Most of the income as well as the bills concerned the Spring Celebration with additional income from garden tour ads. Income for the month was \$2,028.95 and payments were made in the amount of \$5,658.66. This leaves a total balance of \$34,056.79.


Jeff Burbrink announced that Ericka Soumare has officially resigned her position as AG educator and is relocating with her husband to Mali, Africa. Jeff doubts the position will be filled and is planning to take over the teaching of the 2011 MG classes. He sees the possibility of even more drastic cuts to the extension office and urged MMGA members to speak to any county commissioners about the value of the Elkhart extension office.

Linda Sinon distributed the final Spring Celebration financial report to the Board. Total income was \$5012.00 and expenses were \$5875.00 (which included the cost of all meals).

Property trustee liaison Leah Lichtenberger announced that a clipboard sign out sheet will be located on the front of the MMGA rack in the storage room to encourage those borrowing items to sign them out.

Jerry Martin informed the Board that Kent Yoder and Jayco have fashioned vinyl curtains secured with Velcro to cover the doors of Ag Hall. They will shut out the light that is always a nuisance during power point presentations at meetings as well as the seminars during the fair.

Barb Heeter announced that the tree sale had gone very well although no final profit figures are yet available.



Walk-ins purchased a total of \$2460 on Saturday. There were 160 bundles of trees left over which were donated to a variety of charitable organizations.

On a motion by Jerry Martin, seconded by Linda Sinon, the Board unanimously voted to award the \$2000 MMGA scholarship to the Elkhart County student in the co-op program.

Kate Rink reported that she had spoken to members of the fair board in reference to the automated external defibrillator (AED), and it is on their April agenda. For the \$1095 cost we would be able to purchase a device with all of the necessary accessories as well as being fully automated. Leah Lichtenberger volunteered to inquire if IU Health/Goshen has some sort of program that might allow us to acquire an AED from them either as a donation or at a reduced rate. This topic will be revisited in May.

Jerry Martin has received a \$50 donation from the family of Larry Drudge in his memory. Jerry suggested that perhaps the 2<sup>nd</sup> place horticulture trophy at the fair could be given in Larry's honor. Another possibility was to use the money to help pay for a new trellis to display the hanging basket entries at the fair. The issue was tabled until the May meeting. Other suggestions are welcome.

The final item under discussion was the need to find a new MMGA treasurer. Jerry Martin suggested that if possible, an assistant treasurer be found as well to avoid the type of situation we have recently experienced.

A round of applause was give to Jerry and Helen Martin for their help as treasurers pro-tem during the last 2 months.

Respectfully submitted,  
Linda Harkleroad, Secretary

Page 13 **MMGA MEMBERSHIP MEETING—APRIL 26, 2011**

President Marilyn Horvath called the meeting to order at 7 PM with 49 members present. Barb Heeter introduced Jan Robinson, chair of Green Earth Education Day at the fair, who explained the purpose of the program and encouraged members to participate. It will be held in Heritage Park on July 29<sup>th</sup> from 10 AM to 5 PM and currently 11 organizations and businesses have signed up to sponsor a booth.

Barb then introduced MMGA member Vallie Havens who presented a program on her trip to Alaska in August of 2010. Vallie gave a geography review as well as a brief history of the state from its original purchase from Russia for 2 cents an acre to its statehood in 1959. Her photos took us from Anchorage to Denali to Whittier and then on a cruise down the inside passage. Unique pictures included tall fences around gardens to keep out the moose, hallucinogenic mushrooms that make squirrels crazy, and gigantic vegetables that thrive in the near 24 hours of sunlight in a 120-day growing period. Vallie also visited the Jewel Garden in Skagway, which includes a glass blowing studio inspired by Dale Chihuly's "Gardens & Glass" exhibit.

After a break for refreshments provided by Suzanne Pedler, Christie Egendoerfer, and Susie Klepinger, Marilyn called the business meeting to order. Treasurer pro-tem Jerry Martin announced a balance of a little over \$34,000 in the treasury.

Educator Jeff Burbrink announced that Ericka Soumare had officially resigned and is moving with her family to Mali, Africa. Jeff will teach the 2011 class, and applications are available. The classes will begin in mid-August and be held every Tuesday from 1-4:30 PM. The state budget cuts involving the extension program are currently in the caucus stage since the House and Senate passed different versions of the bill. However, the status of the extension office is still very much an issue in the county government, and members were urged to speak to any county commissioner about the value of the programs the extension office provides.

Penny Stroup, 2011 Spring Celebration chair, announced she is currently working on securing a speaker. Sue Stuckman reported the cool weather crops have been planted at the community garden, but the rain has slowed down all other work. The committee will experiment with growing potatoes and zucchini in bags and tires this year to see if that helps alleviate some bug problems. Kathleen Cripe noted that members could now sign up to work at Ag Hall during the fair in July. She will also have the sheet at the May meeting.

Program chair Barb Heeter stated that the May membership meeting would be on feral cats and other nuisance animals in the landscape. Rhonda Loucks, volunteers chair for the Garden Tour, reminded members of the changing time for set up at the hospitality center on July 8<sup>th</sup>. Due to a day care held at the church, the area for the crafts and educators will not be available until 6PM. However, cookies, plants, and craft items may be dropped off at the back door of the church earlier on that Friday. Quilt garden chair Heidi Zavatsky invited all members to help with the quilt garden in some way. An organizational meeting will be held April 28<sup>th</sup>, with the planting date set for May 19<sup>th</sup> (rain date is May 24<sup>th</sup>). Volunteers are also needed to maintain the Extension office quilt garden on Tuesdays and Fridays from Memorial Day through September.

Those wishing to help should see Heidi to sign up.

Page 14

Jean Rombke announced that she is in need of more members to sign up for the speaker's bureau. Barb Heeter thanked all of those who helped with the recent tree sale. No final financial statement is ready, but our profit was approximately \$1100.

Merchandise chair Doris Kehr announced that the new catalogs containing special order MG merchandise are now available. Doris will bring them to the membership meetings, and members can sit down and look through them. Due to cost issues, the color catalog will not be printed for each individual member. Betty Foltz was instrumental in getting this project accomplished.

In other business, Marilyn urged members to read "Splinters from the Board" in the May issue of the Broadcaster for information concerning the MMGA scholarship and a memorial for Larry Drudge. She also encouraged anyone who is interested to apply for the positions of treasurer and assistant treasurer. A recent email listed the qualifications. The position needs to be filled immediately.

In announcements/comments from the floor: Leah Lichtenberger needs to form a committee to organize the booth for Green Earth Education Day. She will send out an email and anyone interested in helping should contact her.

Mary Davis stated that the logo templates created for the 2009 state convention would be placed in the Master Gardener storage area. Mary also reminded members that the early bird deadline for registering for the 2011 convention to be held at IPFW in Ft. Wayne on June 9-11 is fast approaching. In a related item, Mary expressed concern that the \$13,000 profit from our hosting of the 2009 convention remains almost untouched. Since our motto is "Helping Others Grow," it would seem appropriate to find a use for that money in garden related community projects. Mary urged the membership to get creative and submit suggestions on ways the money could be used.

Joyce Miller announced that a state accredited flower show judge would be in Middlebury at the public library on Thursday, May 26<sup>th</sup> at 6:30. Ruth Morehead, former Garden Club of Indiana state president, will present a program on flower arranging. Barb Heeter invited members to the 4<sup>th</sup> annual Garden Party sponsored by the Four Winds Garden Club of Elkhart on Saturday, May 7<sup>th</sup> at St. John's United Church of Christ in Elkhart.

Kate Rink announced that Care House (a Ronald McDonald House type of facility) in Goshen needs some help in yard clean up and advice on plantings and maintenance.

Karen Fairfield stated that in an effort to start an INPAWS chapter in the area, Doug Tallamy, author of Bringing Nature Home, is scheduled to speak on September 15<sup>th</sup> at IUSB. Seating is limited, so Karen encouraged members to get their tickets early.

Gaye Yoder, Sue Stuckman, Anne Overmyer, Debbie Schumacher, Anita Bentley, Kate Rink, Mary Davis, and Linda Dempster won door prizes.

There being no further business, the meeting was adjourned at 8:55.

Respectfully submitted,  
Linda Harkleroad, Secretary

**2011 TREE SALE PHOTOS**



**Left: Setting up on Wednesday**



**Right: Sorting Arborvitae on Thursday**



**Left: Count and count again on Thursday**

Right: Could we make a bigger mess?



Left: Readyng Orders on Friday

Right: Preorders Ready to Go



Left: Last Minute Directions on Saturday

MORE SALE PHOTOS



Left: Barb in Sales on Saturday



Right: Mary Educating on Saturday



Above: Picking up Presales on Saturday



Right: Finding the Perfect Bundle on Saturday

I would like to take this opportunity to thank all who volunteered to help with the preparation on Wednesday , Thursday, and Friday and on Saturday the day of the Tree Sale. We had a busy four days, however things went well. I think in addition to everyone working very hard we all had a good time. We also had some very good snacks brought in each day.

The tree sale is a coordinated venture with the MMGA and the SWCD. The volunteers come from both MMGA and SWCD, and this year we also had help from some Master Naturalists.

The final numbers are not yet in however I will tell you that we ordered 7,500 trees and most were sold. Each year it seems we have a small number of trees left at the end of the day and those trees are all donated to not for profit groups, so all the trees are planted somewhere. In spite of the fact that Mother Nature did not cooperate on the day of the sale ( it rained all day) we did have a good turnout.

Once the final numbers are in ad all the bills have been paid, the profits will be shared between MMGA and SWCD.

Each year we find better ways to make this a success and to improve the way of sorting and packing the trees and this year was no different. We have already found ways to make things run smoother next year.

Again I want to give everyone a BIG THANK YOU for all your help.

Barb Heeter  
MMGA - Tree Sale Committee



INFORMATION FOR  
OUR MMGA  
MEMBERS

**Program and Refreshment Committee**

I want to take this opportunity to thank everyone for all the wonderful refreshments we have had so far this year for the MMGA Membership meetings. If you have a special recipe you would like to share or if someone wants a particular recipe for something brought to the meetings please share it with all of us. We really have some very good cooks.

I want to encourage you to attend our May meeting as we have a very good speaker. Angie Smith from the Elkhart County Feral Cat Coalition will be giving us information about some of the four legged creatures that wonder into our yards and gardens as well as information about the Feral Car Coalition. I have heard he speak and she has some very interesting things to say.

Looking ahead, for the month of June, we have Dennis Carrell, the Brownfield Coordinator for the Elkhart Park Development coming to tell us about the LaBour Pump Site. For those of you who may not be familiar with this area it is the site of the former LaBour Pump factory. The building has been taken down and the site cleaned up and the plan is to make a community park.

We look forward to seeing you at our MMGA Membership meetings. It is a great way to meet and greet new as well as old friends. We also have some really good refreshments.

Barb Heeter  
Program/ Refreshment Committee Co chair

**Recipe for Organic Fertilizer**  
**Submitted by Ted Ellis– Advanced MG**

“I garden using raised beds and organic fertilizer. Experimenting over the years, I developed a blend using six organic components. It is a general all purpose fertilizer. The blend was tested by a soil lab and resulted in having a typical (N-P-K) Nitrogen, Phosphorus, Potassium ratio of about 11-11-11, which is comparable to commercial 10-10-19 synthetic fertilizer.”

“Commercial fertilizers are quick acting and require repeated use and do nothing for soil conditioning. Organic fertilizer releases nutrients into the soil slowly, which contributes to soil conditioning, encourages beneficial soil microorganisms, and earthworms.”

**Organic Fertilizer Recipe**

8.0 Cups	<u>Alfalfa Meal</u> (used as livestock fee supplement) N 2.5, P 0.2, K 2.0
6.0 Cups	<u>Blood Meal</u> (processed from livestock) N 12.0, P 0.0, K 0.0
6.0 Cups	<u>Bone Meal</u> (processed from livestock) N 1.0, P 11.0, K 0.0
4.0 Cups	<u>Green Sand</u> (mined from natural deposits of Glaucanite) N 0.0, P 0.0, K 0.1
1.5 Cups	<u>Kelp Meal</u> (processed from ocean kelp) N 1.0, P 0.5, K 2.5
8.0 Cups	<u>Soybean Meal</u> (used as a livestock feed supplement) N 7.0, P 0.5, K 2.3

This recipe will take about two to three weeks to begin working.

**By Mary Davis**



Carol Novy (class of 2008) is one busy lady. She told me the day before we talked she wore out two men!! (actually they were helping her install a bluebird house and haul in six trailers of mulch for the wildlife habitat she is building on her 3/4 acre lot). She said she has always loved to garden (flowers, veggies, rain garden) and has expanded the flowers and gardens around her house 3 times. She hauled in tons of topsoil several years ago and built a huge raised bed garden. She also built her own patio last year and has installed a rain garden. Carol is semi-retired as a substitute teacher (K-4) and paraprofessional, even though she never taught school before. However, after working for Gemeinhart's 17 years (flute & piccolo manufacturer here in Elkhart), she lost her job due to production of musical instruments moving out of the country, so she went back to school at Ivy Tech and studied interior design and art, which she had always wanted to do. That gave her sufficient hours that she could substitute teach.

Carol grew up in a little town in Illinois on a farm and went to a little country school--there were only three people in her class. She studied teletype early on and worked for an airline and the railroad. She moved to Indiana in 1983 with her husband, but the relationship failed. However, she has decided to stay in Indiana, where she raised her three children--Brian Kolka, now in California, Kelly Anderson in Arizona and Natalie Revines here in Elkhart. Natalie has two girls, Samantha and Alexandria. While the children were growing, Carol worked a variety of jobs, sometimes more than one at a time. Carol now shares her house with 2 dogs, Millie a 6 year old pure bred Bassett and five and a half year old beagle, Jackson who came from the shelter.

Carol also completed Master Naturalist training in the class of 2010 and has the distinction of being the first one in her class to complete her volunteer hours. She has also racked up enough MG hours that she has reached Bronze level--she has been active on the Garden Tour committee for the last 2 years. Carol says she loves to volunteer because she didn't have time to when the children were growing. She loved training (was in one of Jeff's classes between educators). She enjoyed Master Naturalist training also and especially the library of books one acquires in that program.

So introduce yourself to Carol, but be prepared to run to keep up!

**Tool recommendation by Mary Davis**  
**Cobra Head Cultivator**

A couple of years ago, the MMGA received a Cobra Head cultivator to sell--they were trying to promote their product. I bought it, but it has sat in my tool box in the garage. Yesterday I was doing the chore I hate most--digging up grass that is invading my flower beds. I was using a trowel, a spade and a shovel and probably some colorful language! I grabbed this tool in desperation--wow! Now I wouldn't say it made weeding "fun", since I am not sure anything does that, but it sure made it easier and less back-breaking. It is described as a steel fingernail, and it literally lifts stuff out of the ground, loosens the soil around, etc. I checked out their web site (<http://www.cobraheadllc.com/>), and I am planning to order the large one too! (plus right now they have free shipping!)

**Speaker coming to Fernwood Botanical Gardens**

Piet Oudolf is coming to Fernwood on June 3 at 6:30 p.m. He will be speaking on garden design inspired by nature and signing his new book Landscapes in Landscapes: Between Landscapes and Gardens. Mr. Piet owns a landscape design firm in the Netherlands. He has been involved in designing public and private gardens all over the world, including co-designer of the Lurie Garden in Millennium Park and the High Line in New York City. There is a charge of \$50 (\$40 for Fernwood members) and includes a wine and cheese tasting. (This also fulfills one hour of Michigan Master Gardener education credits, so I would guess it would count for Indiana too.)



<http://www.fernwoodbotanical.org/>

**INSIDE THE EXTENSION OFFICE****by Kate Rink**

Boy! You just never know what the weather each year is going to be like do you? Last year we had an early start to our spring and this year is going to be late, late, late. With all the rain we've had, I felt almost like I should have been building an ark. It makes you wonder with all the snow we had this winter and the above average rainfall we've already had this spring, what will our summer moisture be like. I hope not another drought.

I looked at the contact sheets from April of last year and only had a total of five. It's a curious thing. The weather was nicer which gets people outside doing things and asking more questions. This April had rainy, crummy weather which kept people inside. Not wanting to work out in the rain you would think we wouldn't have many questions but we had twenty questions coming into the office this month. What seems logical, doesn't always happen that way!

We had seven questions regarding trees and shrubs, six questions regarding plants, two questions about berries, two yard questions, one bug question, one question on seed starting and one question on how to do raised bed gardening.

Two of the plant questions were from clients that wanted to know why their pachysandra was turning yellow. The word pachysandra is Greek. It means "thick man". It got its name because of the thick stamens in the male flowers. It is a nice ground cover that doesn't require much attention once it is established and it loves shade. The first year it is planted it sleeps, the second year it creeps and the third year it leaps. It likes 1 inch of rain per week. Aha! That's why their plants were turning yellow. It was getting way too much rain.

A Peace Lily was also turning yellow and the client sent in an e-mail with a picture. The plant had been transplanted into a bigger pot a week prior to the e-mail. When she removed the plant from the original pot, the roots were dripping with water.

By all indications, the plant hadn't been allowed to dry out completely, the roots sat in that water and couldn't breathe, so consequently the leaves turned yellow. Our Master Gardener advised to watch watering more closely and trim or dispose of yellowing leaves.

A client called in wanting to know how to start seeds organically. Our MG talked about the benefits of adding worm castings to the soil when starting her seeds. She also knew of an organic gardening event that was occurring in South Bend and said she might be interested in attending this for further information.

Do you have a tulip tree that you would like to trade for a river birch? A client called in wanting to swap trees if anyone was interested. His wife was not a fan of the ragged bark on the river birch but would like a tulip tree. They were hoping to trade up with someone even-stein. It could be a good deal for someone if care was taken in removal and proper after planting care was given. This is the first request of this sort that has ever been reported.

A client, wanting to prevent apple scab on a crabapple tree, brought in some branches to verify if the buds were to the point of needing to begin a spray program. The MG examined the buds which were beginning to show green. He was advised that a timely spray program could be started.

All in all we had some interesting calls this month, with some being unlike others that we have had in past years. Every year is different. Often times, figuring out the problem is a challenge but other times it's as easy as pie to figure out. With a little help and a little experience, we manage to give them an educated answer that they are generally grateful for.

I hope by this time next month you have lots of beds cleaned up and flowers planted in them to look beautiful and enjoy for the summer.  
Happy gardening!

HOTLINE NUMBER IS 533-0554, and it is available  
April 1st to September 30th. Weekdays from 8 to 1.  
—— Why don't you sign up to help! ——

## **Elkhart County Quilt Gardens Tour 2011**

*(Here are the Rest of the 18 Gardens on the tour)*

*Submitted by Mary Davis*



### **Blue Bird Thing—Amish Acres, Nappanee**


Blue Bird Thing is an original and unique pattern coming from the script of Plain and Fancy. (Plain and Fancy is a

musical comedy with a book by Joseph Stein and Will Glickman, lyrics by Arnold Horwitt, and music by Albert Hague. One of the first depictions of an Amish community in American pop culture, it

includes a traditional barn-raising and an old-fashioned Amish wedding. It was first performed on Broadway in 1955. It features some city slickers ending up in Bird-in-hand, Pennsylvania (among the Amish.)) The Round Barn Theatre is celebrating the 25th anniversary of the production of Plain and Fancy, which is performed in repertory theatre each summer. The Round Barn is the only resident repertory regional musical theatre. The play started in Nappanee with a cast of four, an upright piano and residential spot light in the Locke Township Meeting house and is now the centerpiece of the theatre's summer theatre. A quilt encompassing this design would be appliquéd.

### **As American As Apple Pie—Downtown Nappanee**


Blue Bird Thing is an original and unique pattern coming from the script of Plain and Fancy. (Plain and Fancy is a musical comedy with a book by Joseph Stein and Will Glickman, lyrics by Arnold Horwitt, and music by Albert Hague. One of the first depictions of an Amish community in American pop culture, it includes a traditional barn-



raising and an old-fashioned Amish wedding. It was first performed on Broadway in 1955. It features some city slickers ending up in Bird-in-hand, Pennsylvania (among the Amish.)) The Round Barn Theatre is celebrating the 25th anniversary of the production of Plain and Fancy, which is performed in repertory theatre each summer. The Round Barn is the only resident repertory regional musical theatre. The play started in Nappanee with a cast of four, an upright piano and residential spot light in the Locke Township Meeting house and is now the centerpiece of the theatre's summer theatre. A quilt encompassing this design would be appliquéd.

**Ohio Star—Farmstead Inn, Nappanee**

Each year the Farmstead Inn uses a block from the Shipshewana Blessing Quilt. This is Block #9. Their 2010 quilt was Blazing Star and due to its success, they decided a simple bold pattern was a good idea. The Ohio Star is a staple for generations of quilter and is the official quilt block of the State of Ohio! (Whoever knew states had official quilt blocks!) It is a 9 patch block (3 rows of three



squares). Four of the squares consist of four quarter triangles. This quilt would be pieced and it is historically popular with Scottish and Irish immigrants of the Midwest and is found in many traditional Amish quilts. The Farmstead notes the beauty and endless variety of the pattern comes from the placement and contrasts of color within a simple structure.

**Town of Wakarusa—Golden Gate**


This pattern comes from the well-known queen of Quilt In A Day, Eleanor Burns. It is one block in her Pioneer Sampler Quilt. She says: “The Golden Gate is the strait linking San Francisco Bay with the Pacific Ocean. It is wide and deep enough to accommodate ocean going vessels. “The Immigrant’s Guide to California by Joseph Ware estimated the cost of a voyage by ship around the Horn at six hundred dollars per person compared to the same price of moving a family of four overland by covered wagon. “Guidebooks recommended taking two to three quilts per traveler, which was sufficient bedding to last the trip and several years after arrival.” Eleanor describes the Pioneer Sampler Quilt as a tribute to those pioneers going west and the Golden Gate block to those who chose the trip around the Horn as their way of going west and thus entering through the Golden Gate. Eleanor’s quilts are pieced but with a different emphasis than most pieced quilts. Rather than painstaking measuring and cutting of pieces “just so,” Eleanor sews pieces together and then cuts them to the appropriate size. Wakarusa picked this block for its color contrast potential (Eleanor recommends a light, a dark and two medium fabrics) and its overall look.



## *Elkhart County Quilt Gardens Tour 2011*

*(continued)*


### Amish Shadow—Weaver Furniture, Nappanee



Weaver is a new addition to the quilt gardens this year, but has selected another traditional pattern. The history of the quilt is unknown. According to the Nebraska State Historical Society, the design is popular in many Amish quilting circles because it lends itself to solid colors and geometric designs. The Society has a quilt donated to it that was donated by a person who was born in 1876 and had received the quilt from her mother. The gardener for this design felt the pattern was appropriate for a flower garden since it usually featured bright colors and because of the simplicity of the design. She is a quilter of 30+ years and when she saw the quilt at a recent show, she decided the Amish Shadow was a perfect fit for a flower garden in the heart of Amish country. There are many variations of quilts featuring “shadows” created by using appropriate light and dark fabrics

### Anabaptist Cross—Menno-hof, Shippshewana

This quilt design was commissioned in the late 1980s by Menno-Hof. The garden represents one block. They have named the design the Anabaptist Cross, which commemorates their story. Amish and Mennonites are Anabaptist churches. The term Anabaptist dates back to the origins of the church. At that time, the church believed that adults should be baptized, rather than infants or children and they rebaptized believers. “Anabaptist” means “rebaptized.” This belief was one that led to persecution and martyrdom among early believers.



**Whirlwind Flag**  
**Elkhart County Courthouse**



Other names for the whirlwind quilt are twin sisters, water wheel, windmill or the pinwheel quilt. This is a great quilt block for beginning quilters to sew. There are only eight pieces in the whirlwind quilt block, and the pattern of each quilt block is repetitive and easy. This pattern was found on a website for quilt blocks and was selected in recognition of the location on the courthouse lawn, to represent the government with our nation's flag. With the pattern having four flags, one in each direction it was thought it also represented unity.

**Prairie Rose—Ruthmere, Elkhart**

This is not a traditional quilt pattern, although it could easily be an appliquéd quilt. It was taken from one of the stained glass window designs in the house. The rose pattern is a traditional image used in stained glass at the time the house was constructed. The house was constructed in 1908-1910 in the Beaux Arts style with Prairie style accents. E. Hill Turnock, a well-known local architect designed the house with the Prairie style accents in the Frank Lloyd Wright tradition. These include the three stained glass windows in the entry, each of which are the design used for the this year's garden. The windows are a highlight of the house for the visitors to the house. (Ruthmere's staff indicated they have been able to find any specific history with respect to the design.)



*Editors Note: We inadvertently ran the descriptions of the six other gardens in both the March and April issues of the Broadcaster. We are sorry for this confusion.*

## *Elkhart County Quilt Gardens Tour 2011 (cont)*



### Flower Basket,—Elkhart County Historical Museum, Bristol

This is the first year the historical museum has hosted a garden (it had a mural the last three years). They selected the flower basket quilt block pattern based on an original quilt in the Society's collection of over 60 antique bed covers. This quilt was made in 1859 and is in remarkable condition. It has been featured in the museum's popular "show and tell" program for bus tours and is generally a crowd favorite. Their quilt was appliquéd, although the basket is popular in pieced quilts as well. Baskets were used constantly in a housewife's duties and it is natural that it became a popular quilt pattern, as a symbol of home and womanhood. The museum will also have a small hallway gallery showing four of the best quilts in its collection, which will prominently feature the quilt inspiring the garden. Families brought heirlooms to their new homesteads to remind them of their previous residence. In 1877, Cyrus and Drusilla Mosier carried this quilt with them from New Haven, Indiana to Washington Township in Elkhart County. By 1890 Mr. Mosier had started the Bristol Banner newspaper and founded the Mosier Opera House. Today the Bristol Banner is known as the Bristol Bugle and the Mosier Opera House became the Bristol Opera House (home of the Elkhart Civic Theatre, a local community theatre). The original quilt has "1859" embroidered in the lower left corner as a maker's mark to signify the year it was completed. The fabric features red and green appliqué, which were popular color selection before the American Civil War. The museum reminds us this quilt was made two years before Abraham Lincoln became President.



### Star of Bethlehem—Dutch Country Market,

Middlebury Another popular and traditional pattern is the eight pointed Star of Bethlehem. The Lehman family (owners of Dutch Country Market) were excited to pick the "Jesus star" pattern this year and noted it needed to be looked upon as our guiding light every single day. It dates to the first quarter of the nineteenth century. Planning, piecing and quilting this pattern is considered to be a challenge that serious quilters find hard to resist. It requires precise cutting and stitching as even a single mistake or if the angles of the diamonds are off by even a few degrees, the quilt top will curl or buckle.


### **Pinwheel—Das Dutchman Essenhaus, Middlebury**

Again, a traditional and very popular quilt pattern has been chosen by Essenhaus. The Quilter's Album of Patchwork Patterns lists dozen of variations on this design. According to rikrakstudio.blogspot.com, the pieced pinwheel block developed in the U.S. circa 1795 (shortly after the invention of the cotton gin). Pinwheel quilt blocks are pieced, using four half-square triangle units that are dark on one side and light on the other, making the block appear to spin when they're sewn together. At the time the pattern was developed, patchwork blocks and pieced borders began to be incorporated into quilts. Most quilt patterns remained unnamed in their earliest incarnations but "Godey's Lady's Book" was the first American periodical to publish a quilt pattern in the U.S. in 1835 and by that time, the pinwheel pattern was already quite popular. Essenhaus chose this design because they intend for the circular shape to represent the forward motion their organization has taken on in the past 40 years. They note the large area and bright colors will create a very visual impact.



### **Diamond in the Square—Greencroft, Middlebury**

This design was selected from amishnews.com. It is a traditional Amish quilt pattern and is said that the border triangles remind Amish women of the shoulder cape worn over their dresses which has a triangle shape in the back where it is fastened. This is one of the oldest known quilt designs. The minimalist pattern allows for a vibrant interchange of color and provides an optimum solid field for displaying expert stitching abilities. It was originally made in eastern Pennsylvania, but is now popular in Indiana, Ohio and Iowa. The Design is actually not a diamond, but a square tipped "on point," then surrounded on each side by large triangles, thus forming the square of its title. It was selected by Greencroft because it is a fairly simple pattern and as a traditional pattern reminds us that elderly persons (the residents of Greencroft) have gained valuable knowledge through their lifetimes.



*Following are detailed descriptions of five more of the gardens on the 2011 Quilt Gardens Tour including plants and quilt pattern history submitted by Vickie Estep. More descriptions will be printed in the coming months.*

## **Elkhart City Center Park – The Remnants Pattern**

Located below the City Center Plaza in downtown Elkhart, this garden boasts the River Walk as a backdrop. Within walking distance is the recently restored Lerner Theatre now shining as it once did in the 1920's, but improved and newly outfitted with state-of-the-art acoustical improvements. The renovated theatre is poised to become the cornerstone of a thriving arts and entertainment district.

The list of cultivars in this quilt garden is long but worthy of mention. Listed in order of quantity used they are; Profusion Deep Apricot zinnia, Short Stuff Mix zinnia, Night Life Red begonia, Salsa Mix salvia, Durango Outback Mix marigold, White Lace dianthus and Midnight Madness petunia. The majority of these flowers will play well together having similar growing requirements. The exception may be dianthus, which tends to perform better in spring and fall due to cooler temperatures – often showing stress and fewer blooms in the hottest part of the summer. Only time will tell. Gardening is an art and as such is always subject to the whims of nature & our nurture.

The *National Garden Bureau* has named 2011 the Year of the Zinnia and here we have two varieties showcased. The zinnia is held in high esteem as a cut and come again. According to the NGB all one need do is “cut one flower stem above a pair of leaves and, within days, two new stems with flower buds will have taken its place.” Like dahlias, zinnias have many flower forms - they may be single, semi-double, or double.

When I first looked at the long list of flowers (eight to be exact) the Parks Department chose for the garden I thought when too many varieties are used in a design it can become difficult to see the pattern, muddled if you will. However, upon second look this particular pattern should work for such an ambitious planting. The color blocking of this design gives clear definition to each variety while still encouraging the eye to meander.

## **The Remnants Pattern – An Original Design**

Although this is not a traditional quilt pattern, the simplicity and minimal colors would certainly be consistent with an early Amish quilt. The park's department personnel designed this garden. It is the fourth garden they have designed. They tell us that their method is KISS – Keep It Simple Stupid. Since they have had gardens in the past featuring circles and curves, they decided to use the square this year noting the variety of plant colors and levels will make this an exciting quilt/garden to bring to life!

The late Mike Maloney, Master Gardener, garden shop owner, radio personality and lover of everything green, was honored by the City Beautification Council of the Elkhart Chamber for his contributions to making Elkhart more beautiful. Mayor Moore proclaimed the Quilt Garden at Elkhart's Central Park to be dedicated to Mike. In 1958, Mike began sharing helpful gardening advice via a weekly segment on WTRC radio. Over the years, his segment "blossomed" into the two-hour "Green Thumbs Up" heard by thousands of devoted listeners each Saturday morning.

## **Linton's Enchanted Gardens Grandmother's Flower Garden**

Linton's has more than doubled the diversity in their garden this season. The landscape designers at Linton's incorporated five flowers in the Grandmother's Flower Garden. Whenever possible it is wise to avoid monocultures and their inherent vulnerability to pests. Last year a hoard of hungry grasshoppers dined on Linton's Quilt Garden forcing them to replant.

Profusion Yellow zinnia and Bravo red petunia form a veritable tapestry of color in this Quilt Garden. The contrasting height and color of these plants add overall interest to this time honored quilt design. Notice how half the flower centers are taller than the remainder. This subtle design element helps the viewer's eye to travel from block to block. For the background of the blocks, they have alternated Hawaii Blue ageratum and Wonderland White alyssum. These plants present us with solid mats of delicate blooms and fill in any negative space left by the larger plants. As filler, they have chosen New Look Dusty Miller with its compact 9-inch habit and solid oak shaped leaves.

Zinnias are rather carefree with some careful planning. Good airflow is essential in order to avoid the tendency to develop powdery mildew. However, Profusion is bred to be resistant to this common problem. While not a heavy feeder, it benefits from a balanced dose of fertilizer a couple of times during the growing season. Try not to over feed them, as they will put the extra energy into lush foliage rather than abundant blooms. Deadheading also encourages increased blossoms and keeps them looking neat and tidy. It would be prudent to include the ageratum and petunias on the deadheading schedule to keep them blooming non-stop through the summer.

Flowers were once considered a language for women who could not read or write. A bouquet was arranged with specific flowers to convey a precise message. Interestingly in the book, *The Language of Flowers* the symbolism attributed to alyssum is "worth beyond beauty" with which I would heartily agree. It forms a weed suppressing mat up to 12 inches wide and possesses a sweet heady fragrance.

### **Grandmother's Flower Garden – Quilt Pattern History**

This beloved, traditional pattern is based on the hexagon. Some scholars find the origins for the pattern in ancient Rome where at that time it was known as Honeycomb. Although large hexagons may be pieced with a machine, this quilt is traditionally hand worked. It originated in the late nineteenth century and enjoyed a renewal of interest during the depression, when quilt making became a necessity in many homes because the tiny hexagons could make use of the tiniest scrap of fabric. The hexagons are individually sewn by hand, and then pieced together to as a flower, which is joined by a meandering path that forms the background of the quilt. In the depression years, each flower was usually different, with the path, which unifies the quilt being the only constant. Today most flower garden quilts pick a unifying color scheme repeated in each flower. Linton has said they felt the flower symbol represents the many aspects of their business and as landscape designers, it shows their respect for the knowledge and creativity of gardeners and nurseries everywhere.

## **Ruthmere House Museum – Prairie Rose**

What was once an opulent private residence is now a historical museum and a must see on the Heritage Trail. I highly recommend a guided tour of this treasure filled with lavish one of a kind furnishings and stunning works of art from the Beardsley's private collection. The magnificently restored 1910 Beaux Arts mansion was featured on A&E's *American Castles* and it's sure to transport you back in time to America's Gilded Age.

Ruthmere's garden draws its inspiration from the beautiful stained glass windows in the grand entry to the home. A large yellow rose stitched in nearly five hundred Janie marigolds forms the centerpiece of this garden. The rose rests delicately on a medallion of Hotline red salvia that is also used for the center of the flower. Even more dimension is created by floating the medallion on a large round of Fields Blue ageratum. Each of these components adds a visual layer to the garden with not only color but also height and proportion. Each corner is finished with free flowering Jam-balaya white impatiens, which easily spill over to fill out the quilt block.

All American Selections winner Janie marigold offers vibrant yellow double crested blooms that are never hidden by foliage. This is an important point when considering plant materials for the Quilt Gardens, which require big bold areas of color. Ruthmere is one of three gardens utilizing salvia this season. Here they have chosen bright Hotline red salvia, which bears sturdy, lavish, and densely packed solid red bloom stalks forming a flame of color that draws the eye from across the garden. Park Seed Company awarded Hotline their High Performer citation for superior garden-worthiness, "both for its beauty and for its easy, vigorous growth."

Obviously, the Beardsley's were fond of gardening as evidenced by the elaborate conservatory on the property. Mrs. Beardsley enjoyed her gardening so much that an underground tunnel was constructed so she could walk to her greenhouse without the inconvenience of inclement weather. That interest continues today with the Ruthmere Foundation's participation with the Quilt Gardens along the Heritage Trail program. Master Gardener, Pam McIntire, teaches horticulture at the Elkhart Career Center and manages the gardening crew of four who care for this garden and the surrounding grounds. She personally trains each member of the team to insure proper care of the historic gardens, which utilize many of the same plants documented in Mrs. Beardsley's journals.

### **Prairie Rose – An Original Design**

Although not a traditional quilt pattern, the Prairie Rose could easily be appliquéd by a skilled quilter. Quilts featuring a medallion of an individual flower or leaf appliquéd in the center were popular from 1834 to 1859 according to *A Timeline of Quilting History in America (Red Dawn.net.)*

The rose pattern was a traditional image used in stained glass at the time the house was designed by E. Hill Turncock, a well-known local architect (and student of Frank Lloyd Wright.) In the tradition of his mentor, he incorporated many Prairie style accents including the three stained glass windows in the entry, which bear the design used for this year's Quilt Garden.

## Wellfield Botanical Gardens – Hope Blooms

This 36-acre sanctuary is dotted with scenic ponds and a winding pathway that curves alongside mature hickory and oak trees on the site of the city's historic waterworks. You'll see the Hope Blooms garden situated on a hillside overlooking the largest pond. This garden faithfully replicates an original quilt designed by local fiber artist Diane Bennett for *Hope along the Heritage Trail*, a partnership with the Quilt Gardens along the Heritage Trail and the Vera Bradley Foundation for Breast Cancer.

Plant selection was carefully considered in order to best interpret the exclusive Vera Bradley fabrics used in the original quilt. Beginning with the outermost border, we find Black Dragon coleus, a decidedly stunning example of the diversity coleus has to offer. Sunstorm Deep Orchid Vinca is scattered amongst almost thirty flats of white Vinca to replicate the dotted Swiss border in the original design. In the floral motif we find orchid pink Vinca, Purple Gnome gomphrenha a.k.a. globe amaranth, and finally repeating the "petals" of white and pink. The center holds a delicious surprise featuring Purple Ruffles basil. Thanks to turf grass and a step-able named Gnarled Cushion giving a two-tone appearance to the leaves.

Artist Jeff Stillson captured the 2010 Interlocking Hearts of Hope quilt in a mural. It hangs next to the Cinnamon Stick in Middlebury - an official Vera Bradley retailer. For the second year, two incredible organizations and one talented individual have collaborated to create an extraordinary garden. Against that backdrop, the Vera Bradley Foundation has joined Quilt Gardens along the Heritage Trail to collaborate in the fight against breast cancer.

### Hope Blooms – An Original Design

Fiber artist Diana Bennett of Goshen created a quilt with the right to use Vera Bradley fabrics in 2010 and returns with a new design in 2011. She again used Vera Bradley's exclusive fabrics for this year. Diana said, "My inspiration for a wall hanging often comes from a walk along one of the country roads near my home or the hard architectural lines that are present in buildings and streets of a town or city. I am sensitive to graphic lines, lights and shadows, color and the change in the seasons. I have always been fond of mysteries and puzzles and the mental stimulus and challenge they provide. The entire process of creating a new work of art is driven by trying to capture an inspiration by doing a simple sketch or jotting down an idea in a notebook. Later the sketch or notes are then expanded into a large hand drawing or computer drafted design that becomes a pattern for the finished piece. I then enjoy the mental stimulus of puzzling out what colors and techniques to use for completing the piece. Like most artists the plan I start with is not always what I get when a project is completed."

Wellfield Botanic Gardens take Diana's quilt and renders it in beautiful flowers. You will want to visit the local Vera Bradley retailers and see the quilt wall hanging as it travels from vendor to vendor and buy a raffle ticket for a chance to have this quilt as a permanent reminder of the quilt gardens in your home.

## **Elkhart County Historical Museum – Flower Basket**

The Elkhart County Historical Museum participated in the Quilt Gardens along the Heritage Trail as a mural site since the program's inauguration in 2008. Attendance increased each summer thanks to visitors touring the gardens. Bristol is resurging with exciting new businesses a farmers market, and increased community involvement. Transforming from a mural to a garden site in 2011 is a natural progression for the museum. The mural has been relocated from this location to historic Bonneyville Mill County Park.

As part of the museums commitment to the preservation of and appreciation for antique quilts, they sponsor many local quilt related events. One such event is the Annual Quilt Registry Day – an event where county residents are encouraged to visit the museum to enter their quilts into its registry of locally owned quilts. Since the program's inception in 2009, the registry has grown to more than 150 quilts owned by more than 60 different families.

The Flower Basket garden is literally brimming with zinnias of all descriptions – a favorite in the cutting garden. Here you see Profusion orange and yellow zinnia and Magellan red zinnia woven to resemble wicker of a fine county basket. It sits atop a massive planting of 550 Snow Crystals alyssum. Under optimal conditions, alyssum may self-seed giving you free spring surprises.

Museum operations are managed in cooperation between the Elkhart County Parks and Elkhart County Historical Society. Parks staff and volunteers from both organizations help develop and care for the garden in the 2011 season. The Town of Bristol graciously supported the Quilt Gardens initiative by waving any additional fees to the Museum's water bill related to the garden maintenance.


### **Flower Basket – Quilt Pattern History**

The Elkhart County Historical Museum selected the Flower Basket quilt pattern based on an original quilt in the Historical Society's collection of over 60 antique bed covers. The quilt was completed in 1859 and remains in remarkable condition. It has been featured in the museum's popular "Show and Tell" program for tour groups and is generally a crowd favorite. Their quilt was appliquéd, although the basket is popular in pieced quilts as well. Baskets were used constantly in a homemaker's duties and it is natural that it became a popular quilt pattern, as a symbol of home and womanhood. The Museum has a small hallway gallery showing four of the best quilts in its collection, which will prominently feature the quilt inspiring the garden.

Families brought heirlooms to their new homesteads to remind them of their previous residence. In 1877, Cyrus and Drusilla Mosier carried this quilt with them from New Haven, Indiana to Washington Township in Elkhart County. By 1890, Mr. Mosier had started the Bristol Banner newspaper and founded the Mosier Opera House. Today the Bristol Banner is known as the Bristol Bugle and the Mosier Opera House became the Bristol Opera House (home of the Elkhart Civic Theatre.) The original quilt has "1859" embroidered in the lower left corner as a maker's mark to signify the year it was completed. The fabric features red and green appliqué, which were popular color selection before the American Civil War. The Museum reminds us this quilt was completed two years before Abraham Lincoln became President.

## **Rhubarb Cheesecake Squares**

- 1 1/4 c. all purpose flour
- 1/2 c. old fashioned oats
- 1/2 c. packed brown sugar
- 1/2 c. cold butter
- 1 pkg. 8 oz cream cheese, softened
- 3/4 c. sugar
- 1/2 t. salt
- 1/2 t. vanilla extract
- 1/4 t. ground cinnamon
- 1/8 t. ground nutmeg
- 1 egg, lightly beaten
- 1 1/2 c. finely chopped fresh OR frozen rhubarb



1. In a small bowl, combine the flour, oats, and brown sugar. Cut in butter until crumbly. Set aside 1 c. crumb mixture; press remaining mixture onto the bottom of a greased 9-in. square baking pan. Set aside.
2. For filling, in a small bowl, beat cream cheese and sugar until smooth. Beat in the salt, vanilla, cinnamon and nutmeg. Add egg; beat on low speed just until combined. Stir in rhubarb. Pour over crust. Sprinkle with reserved crumb mixture.
3. Bake at 350 degrees for 35-40 minutes or until set. Cool on a wire rack for 1 hour. Refrigerate for at least 2 hours. Cut into squares. Yield 16 squares.

*I found this recipe in the April/May issue of Taste of Home magazine. My eight year old son had never eaten rhubarb before, and he loves this recipe! I was happy to make it for him, especially since rhubarb is being praised for its anti-oxidant properties and other benefits. Sherrie Zou*

**2011 Garden Tour Ticket Distribution Centers****Elkhart Outlets**

Linton's Enchanted Garden  
 Martin's Pet and Garden  
 Martin's Seed & Supply  
 Sautter's Greenhouse  
 West View Florist

**Goshen Outlets**

Elkhart County Extension Office  
 McIntosh Garden Center  
 Wooden Wagon Florist

**Surrounding Areas**

Bristol — Kruse Farm Supply  
 Middlebury — Varns & Hoover  
 Middlebury — Dollar Daze  
 New Paris — Pro Hardware  
 Nappanee — North Central Co-Op  
 Mishawaka — McKinley Terrace Garden Center  
 Granger — Ginger Valley Garden Center

Tickets go on Sale Memorial Day weekend. Ticket books will be available from MG Tour Committee members also. For more information, contact Heidi Zavatsky or Sherrie Zou.

**2011 Workshops and Seminars****Sautter's Floral and Garden**

June 4	10:00 am	Put Together a Fairy Garden	Materials
June 4	2:00 pm	Healthy Plants the Natural Way	Free
June 11	10:00 am	Herb Vinegars and Oils	\$20
June 11	2:00 pm	Theme Gardens	Free
June 18	10:00 am	Clay Pot Chime	\$12
June 25	10:00 am	Clematis and Hydrangeas	Free
July 9	10:00 am	Hypertufa Tree Face and Gnomes	\$20
July 9	2:00 pm	Natural Pest Controls	Free
July 16	10:00 am	Silverware and Whisk Chimes	\$20
July 23	10:00 am	Chicken Hats	TBD
July 23	2:00 pm	Shade Gardening	Free
Aug 6	10:00 am	Leaf Castings	\$20
Aug 13	10:00 pm	House Plants and Cactus Care	Free
Sept 3	10:00 am	Painted Bowling Balls	\$15
Sept 15	10:00 am	Create a Backyard Wildlife Habitat	Free
Nov 26	10:00 am	Create and Evergreen Planter	\$20
Dec 17	10:00 am	Create a Wreath and Door Hanger	\$20

For all workshops, call the Garden Center (293-5584) by 5 pm Thursday prior to the weekend to reserve a spot and ensure adequate materials will be on hand.



Larry Drudge working at the 2010 MMGA Garden Tour in Goshen with friends Jim Maddux and Paul Miles

*Memories of Larry Drudge*  
*By Jeff Burbrink*

I am not sure when I met Larry Drudge, but I am sure glad I did. Well before the Master Gardener program formed in Elkhart County, Larry was involved in Extension programs, exhibiting vegetables at the fair, craftwork and food in the Home and Family Arts building. And he was a regular who called in to find answers to his horticultural questions.

Larry and Neva are kind and giving people. When Jeremy was born in 1997, the Drudges presented Jessica and me with a beautiful handmade blanket for the baby. They raised their family to work hard and to be honest, and set the example personally.

When Leland Shaum retired as the first Master Gardener treasurer in 2000, Larry offered to take the job over. He didn't miss a thing! One time, I was asked to audit the books for the Association. Larry had every receipt, bill and check accounted for. I, on the other hand, failed to do the math correctly when adding up a column, and set in motion an hours' worth of checking and rechecking figures, much to Larry's dismay when we discovered my error. I still remember that look on his face!

He enjoyed competing in the vegetable competition at the fair. One year, our judge didn't show up. I was asked to fill in. I demoted Larry's prize onions for a minor issue, allowing his wife to win. He never let me forget that, and I smile about it every time I think about our Horticulture Show.

It's hard when you lose a good person like Larry. He was a good man and left behind a wonderful family and a lot of friends. I feel proud to have been one.

MICHIANA MASTER GARDENERS ASSOCIATION  
ELKHART COUNTY  
*Mission Statement*



The Michiana Master Gardeners Association is a not-for-profit educational organization dedicated to the improvement of the community. Members of the Association have completed the requirements of the Master Gardener Volunteer Training Program, working in affiliation with the Purdue Extension Service of Elkhart County. Its specific aim is to improve the quality of life in the community by providing information and technical assistance in the area of home horticulture through the use of trained and certified volunteers.

(574) 533-0554  
MAY 2011

*“Awake, thou wintry earth—  
Fling off thy sadness!  
Fair vernal flowers, laugh forth  
Your ancient gladness!  
~Thomas Blackburn*